



# Ashtavakra Institute of Rehabilitation Sciences & Research

Formerly Special Art School

App. by Rehabilitation Council of India, Ministry of Social Justice & Empowerment, Govt. of India

Affiliated to GURU GOBIND SINGH INDRAPRASTHA UNIVERSITY

PSP, Institutional Area, Madhuban Chowk, Rohini Delhi-85, Ph : 011-27550012/13  
Fax : 011-27550018 • Email : inforehab@tecnia.in Website : www.rehab.tecnia.in

Re. No. AIRSR/2023-24/4465

Dated 6/10/2023

## STUDENT NOTICE

Subject: Updation of Registration Form & collecting the Fees Receipt from ERP Portal of B-Ed SE Program for academic session 2023-25.

Dear Students

All the students of B-Ed SE of 1<sup>st</sup> Year admitted in the academic session 2023-25 You are required to complete the following steps:

- Admission registration form (academic session 2023-25) on Ashtavakra ERP portal linked on the URL <http://rehaberp.tecnia.in/>.

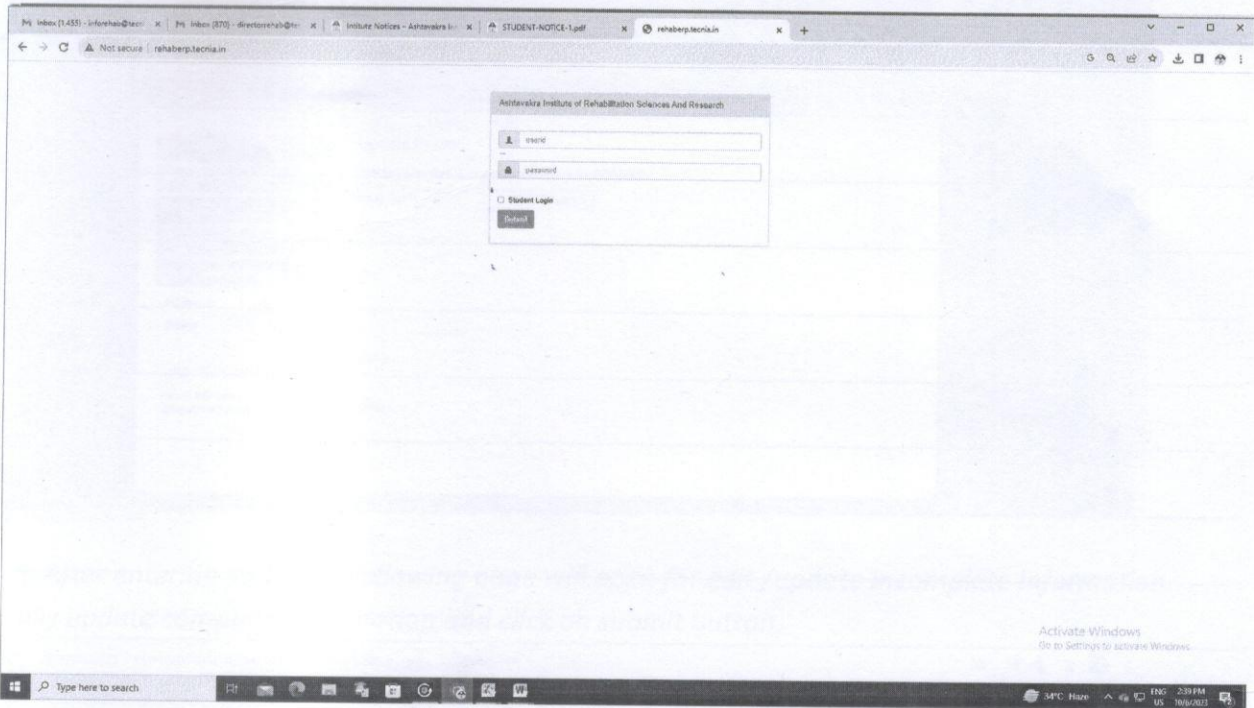
The details procedure of the same is as under:

- A. Please follow the steps for updating Admission Registration form from Ashtavakra portal.

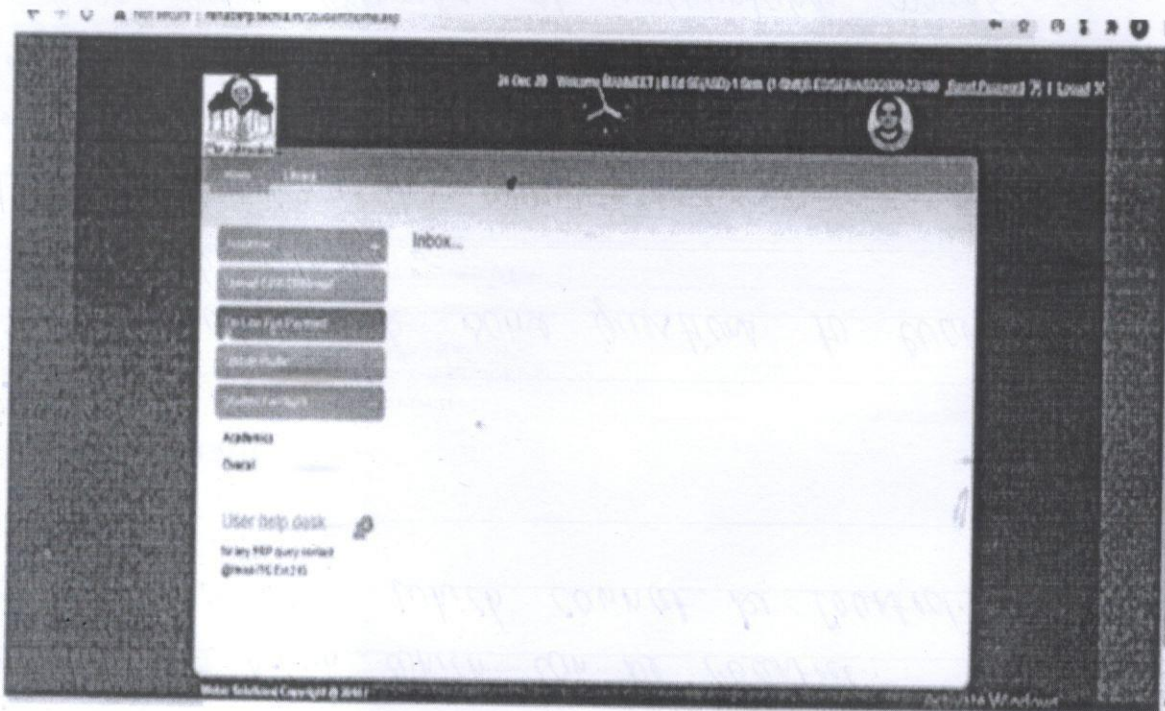
**Step 1: Students are required to connect on Institute Website -----<https://ashtavakra.in/> and go on right hand side top for "online fees"**

The screenshot shows the website of Ashtavakra Institute of Rehabilitation Sciences and Research. The header includes the institute's name, contact information (011 2755 0012, inforehab@tecnia.in), and navigation links (Home, About Us, Admission, Students Zone, Courses, Services, Result, Events, Publication, Contact Us). The main content area features a large group photograph of staff and students. Below the photo, there is a caption: "Apply B.Ed. Special Education for Academic Session 2023-24". The footer of the page includes the text "Go to Settings for accessible Windows".

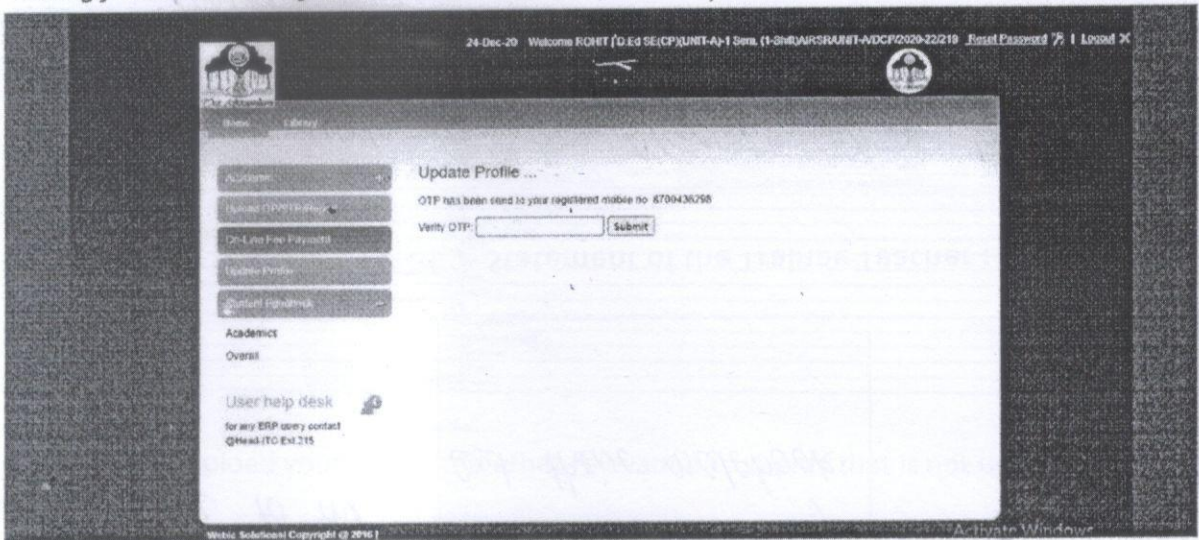
**Step 2:** click on check box of student login and fill USERID/Password which has been already been shared in your respective Groups.



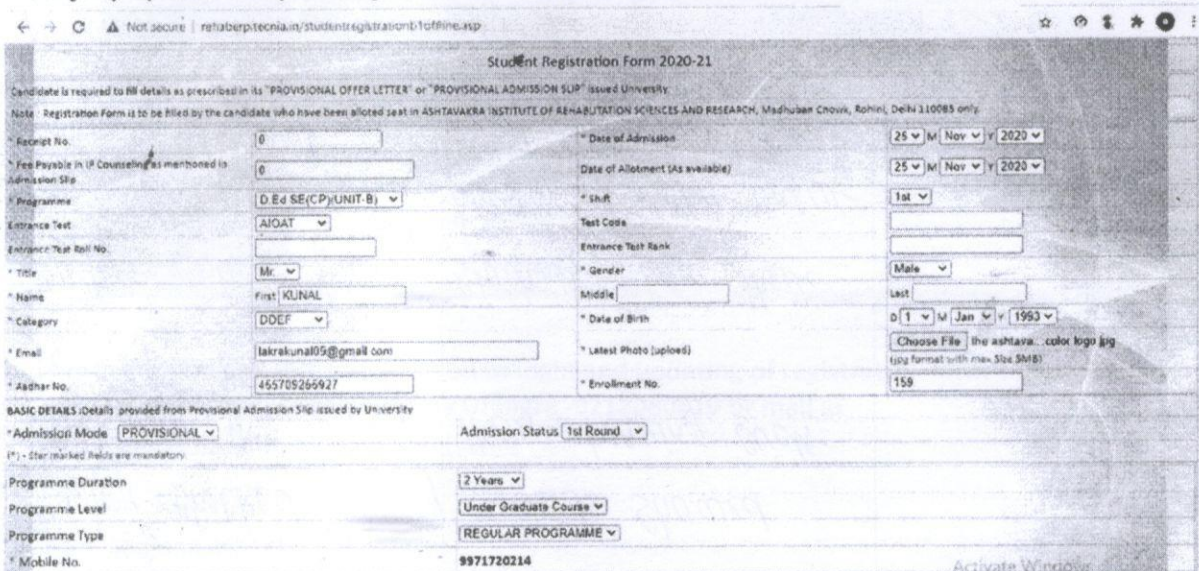
**Step 3:** After credentials details following login page will be open " Click on "UPDATE PROFILE"



**Step 4: Go-To –Update Profile option- Please enter OTP sent on your registered mobile number during fill at the time of admission.**



**Step 5: After entering your OTP following page will open for edit /update incomplete information. Carefully update complete information and click on submit button.**




**Step 6:** After submitting the form the following page will be open.

ASHTAVAKRA INSTITUTE OF REHABILITATION SCIENCES AND RESEARCH (Approved by Rehabilitation Council of India)	
Student Registration Form	
Admission Mode	PROFESSIONAL
IP Admission Status	Not Allowed
Professional BSC/PU Admission Slip Details	
Receipt No.	Choose File No file chosen Upload (jpg/pdf format with max Size 5MB)
Student Image	Choose File No file chosen Upload (jpg/pdf format with max Size 5MB)
Father Image	Choose File No file chosen Upload (jpg/pdf format with max Size 5MB)
Mother Image	Choose File No file chosen Upload (jpg/pdf format with max Size 5MB)
Local Qualificat. Image	Choose File No file chosen Upload (jpg/pdf format with max Size 5MB)
Receipt No.	35879529084322
Date of Admission	
Date of Admittance (As available)	04-Dec-2020
Test Code	125
Entrance Test	LET
Tab	Nic
First Name	SHRIKA
Middle Name	
Last Name	SHARMA
Date of Birth	13-May-2002
Entrance Test Roll No.	092802
Entrance Test IP Rank	7356
Category	DBEN

**Step 7:** Upload your photo and other relevant documents that is not uploaded .

### FOR GETTING FEES RECEIPT

**Step:1** :GO to Home page click Online Fees then you get view Fees Receipt:



**Note:** If found any difficulty related to login and updating of registration form contact to student welfare department –Ms. Ashima Dhingra -9212080410 or mail at [ashtavakrastudentwelfare@gmail.com](mailto:ashtavakrastudentwelfare@gmail.com)

*Sanjana Mittal*  
Mrs. Sanjana Mittal  
Deputy Director

6/10/2023

- Copy to :**
1. All the Course Coordinators (B-Ed SE (ASD/LD/ID/VI/HI).
  2. Student welfare Dept.
  3. IT Dept for website updation.