



Ashtavakra Institute of Rehabilitation Sciences & Research

Formerly Special Art School

App. by Rehabilitation Council of India, Ministry of Social Justice & Empowerment, Govt. of India

Affiliated to GURU GOBIND SINGH INDRAPRASTHA UNIVERSITY

PSP, Institutional Area, Madhuban Chowk, Rohini Delhi-85, Ph : 011-27550012/13
Fax : 011-27550018 • Email : inforehab@tecnica.in Website : www.rehab.tecnica.in

Ref. No. AIRSR/2023-24/4395-A

Dated 10.8.2023

NOTICE

Subject: Har Ghar Tiranga Campaign from 13th to 15th August, 2023


This is with reference to Circular of Government of NCT of Delhi, F. No. 56(151/RTE/DWCD/Misc. Matters/general/2022-23/7830-37 dated 11.8.2023 and E-Mail received from NSS Cell GGSIPU on dated 08.08.2023 regarding "Har Ghar Tiranga Campaign" from 13th to 15th August 2023, under the aegis of "Azadi Ka Amrit Mahotsav" and "Meri Mati Mera Desh".

Accordingly, The Institute Ashtavakra Institute of Rehabilitation Sciences & Research, Delhi is conducting "Har Ghar Tiranga Campaign" Regarding under the aegis of "Azadi Ka amrit Mahotsav" and "Meri Mati Mera Desh", which is scheduled as above; The Institute will be organizing "Har Ghar Tiranga Campaign" by distributing Indian Flag and creating awareness and encouraging the people to celebrate India's Independence Day, were people from all walks of life may be encourage to take a selfie with Tiranga and upload it to the website <https://harghartiranga.com/>;

The Awareness Campaign will be taken out by the students of Ashtavakra Institute of Rehabilitation Sciences & Research to sensitize people on the above subject by distributing Indian Flags under 'Har Ghar Tiranga Program' on 14th August 2023 at 10:00AM to 11:00AM.

The students participating in the Awareness program should strictly follow the below directions:-

1. The Route Map for "Har Ghar Tiranga Campaign" awareness program (Copy Enclosed) (Pg no.- 1)
2. The Flag code of India: Dated: Government of India, Ministry of Home Affairs, 18th July, 2023; Strict compliance of the provisions of Flag Code of India, 2002 [as amended in 2021 & 2022] and the Prevention of Insults to National Honour Act, 1971-reg. (Copy Enclosed) (Pg no.-1-4)
3. Ministry Of Road Transport And Highways; The Gazette of India; Notification New Delhi, the 23rd June, 2017 G.S.R.634(E).— In exercise of the powers conferred by section 118 of the Motor Vehicles Act, 1988 (59 of 1988), and in supersession of the Rules of the Road Regulations, 1989, regulations for the driving of motor vehicles, and safety provisions thereof. (Copy Enclosed). (Pg. no.-17-24)
4. All the foot participants and with motorcycle etc. or required to strictly follow the Traffic Rules and the compliance of License Authority as per Motor Vehicle Act 1988. And the time schedule (Copy Enclosed)


Mrs. Anupma Gupta
NSS Officer



Mrs. Sanjana Mittal
Deputy Director




Copy to : 1. All Dept. of Class In charges ,Course Coordinator's.


2. Student welfare Dept.
3. Notice Board
4. IT Dept. for website updation

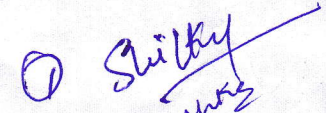


10/8/23






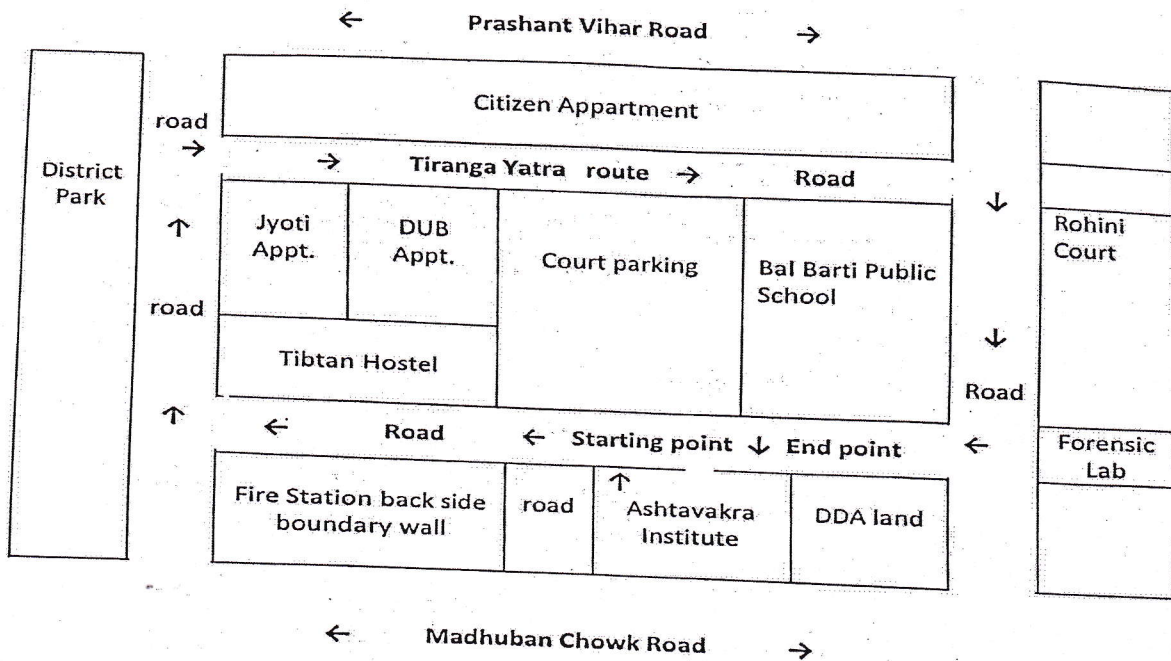

10/08/23




10/8/23



ROUTE MAP FOR HAR GHAR TIRANGA AWARNES PROGRAM (Under Meri Mati Mera Desh)





(GOVERNMENT OF N.C.T. OF DELHI)
DEPARTMENT OF WOMEN AND CHILD DEVELOPMENT
2nd Floor Maharana Pratap ISBT Building, Kashmere Gate,
Delhi-06
(R.T.E.G.BRANCH)



e-mail- rtdewcd@gmail.com

F.No. 56 (151/RTE/DWCD/Misc. Matters/general/2022-23/7830-37 Dated: 11/8/23

To,

All District Officers/Suptd./In-charge,
Department of Women & Child Development,
GNCTD.

Subject: Reg Regarding Har Ghar Tiranga' campaign from 13h to 15th August, 2023 under the aegis of Azadi Ka Amrit Mahotsav".

Sir/Madam,

This is with reference to a circular received from Dy. Secretary (GAD), wherein it has been mentioned under the aegis of Azadi Ka Amrit Mahotsav, 'Har Gar Tiranga' campaign was launched from 13^h to 15^h August, 2022 to encourage the citizens to hoist the National Flag of India in their homes. The idea behind the campaign was to instill the feeling of patriotism in the hearts of people and reminisce the journey of India and those who have contributed towards creating this great nation.

It is further stated that this year as well, , Har Ghar Tiranga campaign will be organized from 13^h to 15^h August, 2023, to celebrate India's Independence Day with same zeal and patriotism. Hence, it may be ensured that adequate supply of flags is made available and necessary arrangements are made to ensure successful implementation of the campaign. People may be encouraged to upload their selfie with Tiranga on the website www.harghartiranga.com.

In this context, you are requested to organized awareness activities/ campaign to raise awareness and execution of "Har Ghar Tiranga" program and direct all concerned field officers i.e. in ICDS/Shelter Homes/CCIs/Anganwadi centers/SSKs to whole heartedly engage in the activities/campaigns& events and also encourage active participation of citizen of India with full zeal.

During Independence Week "Har Ghar Tiranga" program various activities may be organized in i.e. in ICDS/Shelter Homes/CCIs/Anganwadi centers/SSKs along with the activities activities for Azaadi Ka Amrit Mahotsav.

Further, you are also requested to submit the ATR and as well as MPR of Azaadi Ka Amrit Mahotsav to RTEG Branch, DWCD, GNCTD as earliest as possible as communicated earlier also (in .DOC, PDF) along with good photographs/videos.

GOVERNMENT OF NCT OF DELHI
GENERAL ADMINISTRATION DEPARTMENT
2ND LEVEL, 'A' WING, DELHI SECRETARIAT
I.P. ESTATE, NEW DELHI-110002

F.No.18/26/2022/GAD/Admn./P.F.-III/ 39523

Dated :- 09/08/2023

CIRCULAR

Sub: Regarding 'Har Ghar Tiranga' campaign from 13th to 15th August, 2023 under the aegis of "Azadi Ka Amrit Mahotsav"

I am directed to refer to D.O. letter No.Misc./Secy(C)/2023, dt. July 29, 2023 of the Secretary, Ministry of Culture, GOI on the subject cited above (copy enclosed).

It is stated that under the aegis of Azadi Ka Amrit Mahotsav, 'Har Ghar Tiranga' campaign was launched from 13th to 15th August, 2022 to encourage the citizens to hoist the National Flag of India in their homes. The idea behind the campaign was to instill the feeling of patriotism in the hearts of people and reminisce the journey of India and those who have contributed towards creating this great nation. This campaign witnessed immense success wherein 23 Crore households hoisted the Tiranga in their homes physically and 6 Crore people uploaded their selfies on Har Ghar Tiranga website.


It is further stated that this year as well, Har Ghar Tiranga campaign will be organized from 13th to 15th August, 2023, to celebrate India's Independence Day with same zeal and patriotism. Hence, it may be ensured that adequate supply of flags is made available and necessary arrangements are made to ensure successful implementation of the campaign. People may be encouraged to upload their selfie with Tiranga on the website www.harghartiranga.com.

It is also requested to share the Action Plan of your department for implementation of 'Har Ghar Tiranga' campaign on email ID : gad.indiaat75@gmail.com.

After the campaign is over, the Action Taken Report, alongwith couple of photographs may be sent to this department.

This issues with the approval of the Addl. Chief Secretary (GAD).

Encl.: as above.


09/08/2023
(Pradeep Tayal)
Dy. Secretary (GAD)


(1) All ACS/Pr. Secretaries/Secretaries/HODs/
Heads of Autonomous Bodies/Undertakings
Govt. of NCT of Delhi
Delhi/New Delhi

(2) Heads of Local Bodies
Delhi/New Delhi

Action Plan for the celebration of 'Har Ghar Tiranga' Campaign to be organized during 13th to 15th August 2023:-

Sr. No.	Activities/programme/Campaign	Theme	To be Organized in
1.	Awareness regarding Indian Flag 'Tiranga' its importance and Facts and Code of Conduct of Indian National Flag.	Indian Flag 'Tiranga'	In all District Offices, ICDS offices, Shelter homes, CCl's, Anganwadi centers, SSKs
2.	Awareness campaigns to and encourage and sensitize people regarding Indian Flag and "Har Ghar Tiranga" Program.	Distribution of Indian Flag and Awareness regarding "Har Ghar Tiranga" Program.	In all District Offices, ICDS offices, Shelter homes, CCl's, Anganwadi centers, SSKs
3.	Essay Writing and Painting Competition	Independence Week/Azaadi Ka Amrit Mahotsav/Ghar Ghar Tiranga	Should be organized in Shelter homes/CCl's/Anganwadi centers/SSKs etc.
4.	Songs & Dance and various activities i.e. sports activities as proposed in Calendar of Events and Activities under AKAM	Independence Week celebration	In all District Offices, ICDS offices, Shelter homes, CCl's, Anganwadi centers, SSKs
5.	Flag hosting Ceremony in all offices.	Independence Day Celebration	In all offices and Institutions
6.	'Tiranga Samman' Ceremony	Independence Week celebration	In all offices and Institutions


Enclosed as Above.


Deputy Director (RTEG)

F.No. 56 (151/RTE/DWCD/Misc. Matters/general/2022-23/ 78 30-37 Dated: 11/8/23

Copy to:

1. P.S. to Secretary, DWCD for information please.
2. PA to Director, DWCD for information please.
3. PA to Additional Director, DWCD for Information please.
4. All concerned CDPOs through Deputy Director (ICDS) DWCD, GNCTD with request to coordinate.
5. All Superintendents through Deputy Director (CPU), DWCD, GNCTD with request to coordinate.
- ✓ 6. System Analyst (IT), to upload on department website.


Deputy Director (RTEG)



Director Rehab . <directorrehab@tecnia.in>

Fwd: IMPORTANT: Meri Maati Mera Desh Timeline and Write-up for necessary guidance of all NSS units.

1 message

GGSIU NSS Cell <nssc@ipu.ac.in>

Tue, Aug 8, 2023 at 2:13 PM

To: "Dr. M. K. Satyarthi" <mksssrewa@yahoo.co.in>, NSS GGSIPU <priyankabhutani9@gmail.com>, Priyanka Bhutani <priyanka.b@ipu.ac.in>, "Dr. Gaurav Talan" <gauravtalan@ipu.ac.in>, Deepak Garg <deepak@ipu.ac.in>, Vinita <vinita@ipu.ac.in>, "Dr. Ram Shankar Gupta" <rsgupta@ipu.ac.in>, Dr Sachin Bharti <drsachin@ipu.ac.in>, shalini.ipusoe@gmail.com, "Dr. Neetu Rani" <neetu_rani@ipu.ac.in>, dr naresh k vats <drnvats@gmail.com>, Sayan Chatterjee <sayan@ipu.ac.in>, Akhil Das <akhildass@ipu.ac.in>, Ashish Joshi <ashish.j@ipu.ac.in>, subhash nimanpure <snimanpure@gmail.com>, Nanki Nath <nankinath@ipu.ac.in>, NSS ADGITM <nss@adgitmdelhi.ac.in>, Dr Sanjay Kumar <director@adgitmdelhi.ac.in>, vikas.v001@gmail.com, "Ms. Dr. Saloni Goel PO AIE" <nssaie2020@gmail.com>, dr.nilambara_srivastav@aimt.ac.in, "Director Rehab ." <directorrehab@tecnia.in>, Anupama Gupta <anuguptaag12345@gmail.com>, nss@bcip.ac.in, "Dr. Jayant Sanyal BCIPS" <jayant@bcips.ac.in>, NSS Cell BCIPS <nssbcips@gmail.com>, "Dr. Arunima Mishra" <arunimamishra@bpitindia.com>, dr.poonamkathuria@gmail.com, shalinisharmamishra@bpitindia.com, Pooja Mudgil <engineer.pooja90@gmail.com>, mugdha sharma <mugdha.sharma145@gmail.com>, coedelhi@bharativedyapeeth.edu, dharmender.saini@bharativedyapeeth.edu, "Dr. Anil kumar" <anilcollegemail@gmail.com>, bvcoend.nss@bharativedyapeeth.edu, NSS BLMCE <nssblmce@gmail.com>, nssunit@cpj.edu.in, "prof. Dr. J. P. MOHLA CPJCHS" <mohlajp@cpj.edu.in>, NSS CBPACS <nsscbpacs@gmail.com>, Sakshi Anand <sakshi@dias.ac.in>, dirdmails@gmail.com, brijeshsaini@gmail.com, deepakjims@rediffmail.com, DME NSS Cell <nss@dme.ac.in>, NSS DSPSR <nss_po@dspsr.in>, Director DSPSR <director@dspsr.in>, Tanya Gupta <hodbarch@delhitechnicalcampus.ac.in>, nss dtc <nss@delhitechnicalcampus.ac.in>, Director DTC <director@delhitechnicalcampus.ac.in>, "Ms. Renu PO FIMT" <fimtss@gmail.com>, NSS Gibs <nss.gibs@gitarattan.edu.in>, Director <director@gnitipu.in>, "Dr. Charu Sethi GNCE" <gncedelhi@yahoo.com>, "Mr. H.R. Meena GNDIT" <meenahemraj1970@gmail.com>, GTBIT NSS <nssgtbit@gmail.com>, Brajesh Singh <brajeshsingh.dce@gmail.com>, IITM <director@iitmipu.ac.in>, nss@iitmipu.ac.in, PRIYANKA INDORIA <drpriyankaindoria@gmail.com>, IITM-JP <director@iitmjp.ac.in>, drpriyankamurria.iitm Delhi@gmail.com, Preksha Dassani <preksha9125@gmail.com>, nityakhurana86@gmail.com, neeti1906@gmail.com, "Ms. Nahid Raees IVS" <nahidraees719@gmail.com>, "NSS JIMS,KALKAJI" <nss.kj@jagannath.org>, "Dr. Manjula Shastri" <hodbcom.kj@jagannath.org>, nss cell <nss_cell@jimsindia.org>, Hakimuddin Khan JIMS VK Khan <hakimuddin.khan@jagannath.org>, NSS KHIEAT <nsskiheat@gmail.com>, NSS KRCHE <nsskrche@gmail.com>, "Prof. Bhavna Agarwal" <director@kccilhe.edu.in>, "Dr.Sunita Singhal" <dr.sunita@kccilhe.edu.in>, events@kccilhe.edu.in, "Dr. K. K. Garg Principal LLDIMS(Ligaya) LLDIMS" <director.ldims@gmail.com>, nss@lldims.org.in, nss@mains.ac.in, mait@mait.ac.in, "Dr. Karunapati Tripathi MAIT" <karunapati@gmail.com>, Savita Ahlawat <savita.ahlawat@msit.in>, "Dr. Vivek Solanki MSI" <drviveksolanki@gmail.com>, "Dr. Vivek Solanki MSI" <viveksolanki@msi-ggsip.org>, "Ms. Deepshikha Kalra MERI" <deepshikha017@gmail.com>, "Dr. Shubham Agarwal NDIM" <shubhamagarwal@ndimdelhi.in>, shailendrakumar@ndimdelhi.in, NSS Cell RDIAS <nssc@rdias.ac.in>, RDIAS RDIAS <admin@rdias.ac.in>, ABHA KANSAL <abhasiwal@gmail.com>, NSS IPU SGTBIMIT <nssipu.sgtbimit@gmail.com>, "Dr. Sonu Godara Asst.Prof.GGSIPU Delhi" <godaraseenu@gmail.com>, Ayushee Gupta PO SLCGHE <slcg@stlawrence.in>, Nss Tecnia <nss@tecnia.in>, vaishaliprasad89@gmail.com, nss tiips <nssstiips@gmail.com>, "Prof. Barkha Bahl TIPS Director" <tips@tips.edu.in>, Aparna Chaturvedi <chaturvedi.aparna.tirwa@gmail.com>, "Dr. Deepali Saluja TIPS" <deepalisaluja@rediffmail.com>, Isha Setia <ishasetia94@gmail.com>, Sagrika Uppal <sagrika7.uppal@gmail.com>, Renu Vashisht <renu.vashisht@vips.edu>, alpna@vips.edu, Sunil Mishra <sunil.mishra@vips.edu>, "Dr. Ravinder Kumar" <ravinder@ipu.ac.in>, Ravinder Kumar <ravinderkumar10@gmail.com>

Cc: Varun Joshi <varun.joshi@ipu.ac.in>, "Dr. Rajesh Kumar" <rajeshkumar@ipu.ac.in>, "Dr. Durgesh Dr. Durgesh Tripathi" <drdurgeshtripathi@ipu.ac.in>

Dear All,

Please find enclosed and act accordingly.

With Warm Regards,
 Prof. Varun Joshi
 NSS Program Coordinator,

Professor, USEM
A-002, A-Block, GGSIP University Main Campus
Sector - 16C, Dwarka, New Delhi-110078
Contact Details:
011-25302369 (Direct Landline)
9971122817 (M)

----- Forwarded message -----

From: **NSSRC_DELHI** <nssrcdelhi@gmail.com>

Date: Tue, Aug 8, 2023 at 1:39 PM

Subject: IMPORTANT: Meri Maati Mera Desh Timeline and Write-up for necessary guidance of all NSS units.

To: delhiddenss <delhiddenss@gmail.com>, <nirmala.rani@gmail.com>, NSS Centre Admin <nsscentre@admin.du.ac.in>, <nkbishnoi@clc.du.ac.in>, khursheed ahmad Ansari <kaansari@jamiyahamdard.ac.in>, Mr. Viqar Husain Siddiqui (D/o Art Education) <vsiddiqui@jmi.ac.in>, MANURADHA CHAUDHARY <manuradha@jnu.ac.in>, NSS JNU Coordinator <nssjnu@jnu.ac.in>, Kiran Goswami <kiranccm@gmail.com>, <registrar@slbsrsv.ac.in>, <vc@slbsrsv.ac.in>, saurabh dubey <saurabhdubeyup91@gmail.com>, Samrat Mukhopadhyay <Samrat.mukhopadhyay@textile.iitd.ac.in>, nssincharge <nssincharge@iitd.ac.in>, samrat <samrat@textile.iitd.ernet.in>, <samrat@textile.iitd.ac.in>, <director@iitd.ac.in>, <r Rao@iitd.ac.in>, <varunj63@gmail.com>, Coordinator NSS CELL <nsscell@nsut.ac.in>, <nitinsingha@nitdelhi.ac.in>, Ravi Bhasin <ravi@iitd.ac.in>, <director-iitd@dseu.ac.in>, shashank gupta <shashank.gupta@dseu.ac.in>, Mr. Jayadev dash <Jayadev.dash_dc@nfsu.ac.in>, Prof. BVR Reddy <nsscell@ipu.ac.in>, Varun Joshi <varun.joshi@ipu.ac.in>, Dr. Dinesh Kumar Sharma <snoharyana@gmail.com>, dir.he.jk <Dir.he.jk@gmail.com>, directorhredu <directorhredu@gmail.com>, nssofficejammu <nssofficejammu@gmail.com>, Dr Hema Gandotra <gandotrahema@gmail.com>, Musavir Salaam <ahmed.musavir@gmail.com>, musavir <musavir@uok.edu.in>, Coordinator NSS <nss@uok.edu.in>, Dr. M.A.A Siddiqui <dsw@skuastkashmir.ac.in>, DSW SKUAST-Jammu <dswskuastj@gmail.com>, SUBHASH KASHYAP <sck2412@gmail.com>, National Service Scheme - NSS CUJAMMU <nsscujammu@gmail.com>, <sujata.che@cujammu.ac.in>, NSS SMVDU <nss@smvdu.ac.in>, <Malabhasin5@gmail.com>, Dr. Yogendra kumar Dixit <dr.yogendra.dixit@csu.co.in>, Parvez Abdullah Khan <parvezabdullahkhan@gmail.com>, <registrar@bgsbu.ac.in>, Vice Chancellor <vc.ladakhuniversity@gmail.com>, Dr. Jigmat Dachen <jigmat@kashmiruniversity.ac.in>, Tariq Ganaie <tariqtech@gmail.com>, <registrar@cukashmir.ac.in>, <drshahmehraj@cukashmir.ac.in>, Tsering chorol <tseringladakh2@gmail.com>, PRINCIPAL LEH <principal.ejmc.leh.1@gmail.com>, <gailtsen@gmail.com>, <principal_gdck@rediffmail.com>, <dse.jammu@jk.gov.in>

Dear Esteemed NSS Functionaries,

Greetings to all! The "Meri Maati Mera Desh" campaign is set to unfold from the 9th to the 30th of August, 2023 and we believe that NSS units under your jurisdiction are all geared up for the MMMD campaign. **PARTICIPATION OF ALL NSS UNITS ARE MANDATORY AND IS MONITORED FROM THE REGISTRATION AND UPLOADING OF ACTIVITIES ON <https://merimaatimeradesh.gov.in/> WEBSITE.**

Our nation's strength lies in its people, and as NSS functionaries, you are at the forefront of shaping this strength. The campaign is a call to honor our motherland by engaging in a series of meaningful activities that echo the spirit of patriotism, unity and environmental consciousness.

By actively participating in the "Meri Maati Mera Desh" campaign, you contribute to a collective movement that not only commemorates our history but also shapes our future. Your actions serve as an inspiration to millions and promote the ideals of service, unity and patriotism.

Let us stand united as NSS functionaries, lending our hands to this noble cause. Together, we can make a difference that resonates across communities and generations.

For any queries or assistance, feel free to reach out to us.

Let's make "Meri Maati Mera Desh" an unforgettable success.

The timeline of the MMMD campaign along with a brief write-up is shared for necessary guidance of all.

With best regards---

जैगजिलॉग / Jangjilong)

क्षेत्रीय निदेशक / Regional Director,

रासेयो, क्षेत्रीय निदेशालय / Regional Directorate of NSS,

युवा कार्यक्रम और खेल मंत्रालय, भारत सरकार / Ministry of Youth Affairs & Sports, Government of India

भू-तल, एनेक्सी भवन, शिवाजी स्टेडियम / Ground Floor, Annexe Building, Shivaji Stadium

नई दिल्ली / New Delhi- 110001,

दूरभाष / Phone No. 011-23362991



IMPORTANT TIMELINES FOR MERI MAATI MERA DESH CAMPAIGN from 09th to 30th August.pdf

763K

**File No. 15/1/2023-Public
Government of India
Ministry of Home Affairs
(Public Section)**

North Block, New Delhi – 01.

Dated: 18 July, 2023

To

**The Chief Secretaries/ Administrators of
All State Governments / UT Administrations,
Secretaries of all Ministries/Departments of Government of India.**

Subject: Strict compliance of the provisions of Flag Code of India, 2002 [as amended in 2021 & 2022] and the Prevention of Insults to National Honour Act, 1971-reg.

Sir/ Madam,


I am directed to say that the Indian National Flag represents hopes and aspirations of the people of our country and hence should occupy a position of honour. There is universal affection and respect for, and loyalty to, the National flag. Yet, a perceptible lack of awareness is often noticed amongst people as well as organizations/agencies of the Government, in regard to laws, practices and conventions that apply to display of the National Flag. Copy of 'The Prevention of Insults to National Honour Act, 1971' and 'Flag Code of India, 2002 [as amended in 2021 & 2022]' which governs the use/hoisting/display of National Flag, are available on this Ministry's website www.mha.gov.in. Salient features of the Flag Code of India, 2002 are enclosed.

2. As per clause (x) of Paragraph 2.2 of Part-II of the Flag Code of India, the National Flag made of paper may be waved by public on occasions of important national, cultural and sports events. You are requested to ensure that on the occasions of important national, cultural and sports events, Flags used by the public, made of paper are not discarded or thrown on the ground after the event. Such Flags are to be disposed of, in private, consistent with the dignity of the Flag.

3. You are also requested to undertake mass awareness programme in this regard and also to give it wide publicity through advertisements in the electronic and print media.

Encl: As above.

Yours faithfully,



18/7/2023
(Pandey Pradeep Kumar)

Deputy Secretary to the Government of India

Tel: 2309 3101

Copy to:

1. President's Secretariat, Rashtrapati Bhawan, New Delhi.
2. Vice – President's Secretariat, New Delhi.
3. Prime Minister's Office, South Block, New Delhi.
4. Cabinet Secretariat, New Delhi.
5. Office of all Governors.
6. Election Commission of India, New Delhi.
7. Lok Sabha Secretariat, New Delhi.
8. Rajya Sabha Secretariat, New Delhi.
9. Registrar, Supreme Court of India, New Delhi.
10. Registrar, all High Courts.
11. Office of Comptroller and Auditor General of India, New Delhi.
12. The Union Public Service Commission, New Delhi.
13. Central Vigilance Commission, New Delhi.
14. NITI Aayog, Yojana Bhawan, New Delhi.
15. All attached & Subordinate Offices of the Ministry of Home Affairs.
16. 5 Spare Copies.


18/7/2023

(Pandey Pradeep Kumar)
Deputy Secretary to the Government of India
Tel: 2309 3101

Salient Features of Flag Code of India, 2002

1. The Indian National Flag represents the hopes and aspirations of the people of India. It is the symbol of our national pride and there is universal affection and respect for, and loyalty to, the National Flag. It occupies a unique and special place in the emotions and psyche of the people of India.
2. The hoisting/use/display of the Indian National Flag is governed by the Prevention of Insults to National Honour Act, 1971 and the Flag Code of India, 2002. Some of salient features of the Flag Code of India, 2002 are listed below for the information of the public:-
 - a) The Flag Code of India, 2002 was amended vide Order dated 30st December, 2021 and National Flag made of polyester or machine made Flag have been allowed. Now, the National Flag shall be made of hand spun and hand woven or **machine made**, cotton/**polyester**/wool/silk/khadi bunting.
 - b) A member of public, a private organization or an educational institution may hoist/display the National Flag on all days and occasions, ceremonial or otherwise, consistent with the dignity and honour of the National Flag.
 - c) The Flag Code of India, 2002 was amended vide Order dated 20th July, 2022 and clause (xi) of paragraph 2.2 of Part-II of the Flag Code of India was replaced by the following clause:-
 - (xi) **“where the Flag is displayed in open or displayed on the house of a member of public, it may be flown day and night;”**
 - d) The National Flag shall be rectangular in shape. The Flag can be of any size but the ratio of the length to the height (width) of the Flag shall be 3:2.
 - e) Whenever the National Flag is displayed, it should occupy the position of honour and should be distinctly placed.
 - f) A damaged or dishevelled Flag shall not be displayed.

- g) The Flag should not be flown from a single masthead simultaneously with any other flag or flags.
- h) The Flag should not be flown on any vehicle except of the dignitaries mentioned in Section IX of Part III of the Flag Code, such as President, Vice-President, Prime-Minister, Governors etc.
- i) No other flag or bunting should be placed higher than or above or side by side with the National Flag.

Note:- For further details, the Prevention of Insults to National Honour Act, 1971 and the Flag Code of India, 2002 are available on Ministry of Home Affairs' website www.mha.gov.in.



भारत का राजपत्र The Gazette of India

असाधारण

EXTRAORDINARY

भाग II—खण्ड 3—उप-खण्ड (i)

PART II—Section 3—Sub-section (i)

प्राधिकार से प्रकाशित

PUBLISHED BY AUTHORITY

सं. 525]

नई दिल्ली, शुक्रवार, जून 23, 2017/आषाढ़ 2, 1939

No. 525]

NEW DELHI, FRIDAY, JUNE 23, 2017/ASADHA 2, 1939

सड़क परिवहन और राजमार्ग मंत्रालय

अधिसूचना

नई दिल्ली, 23 जून, 2017

सा.का.नि. 634(अ).—केन्द्रीय सरकार, मोटर यान अधिनियम, 1988 (1988 के 59) की धारा 118 द्वारा प्रदत्त शक्तियों का प्रयोग करते हुए, और सड़क विनियमन, 1989 के नियम को उन बातों के सिवाय अधिकांत करते हुए जिन्हें ऐसे अधिक्रमण से पहले किया गया है या लोप किया गया है, मोटर यान चालन के लिए विनियमन बनाती है —

1. संक्षिप्त नाम, विस्तार और प्रारंभ —

- (1) इन विनियमों का संक्षिप्त नाम मोटर यान चालन विनियम, 2017 है।
- (2) ये राजपत्र में उनके प्रकाशन की तारीख को प्रवृत्त होंगे।

2. परिभाषाएं —

- (1) इन विनियमों में, जब तक कि संदर्भ से अन्यथा अपेक्षित न हो, —
 - (क) “अधिनियम” से मोटर यान अधिनियम, 1988 (1988 का 59) अभिप्रेत है;
 - (ख) “परिवहन मार्ग” से अभिप्रेत है वह जो सड़क का वह हिस्सा या हिस्से जिन्हें सामान्य रूप से यानों की यातायात के लिये उपयोग किया जाता है, बेशक उन्हें एक दूसरे से विभाजन पट्टी या स्तर के अंतर या बिना किसी विभाजन के अलग किया जाता है;
 - (ग) “संनिर्माण क्षेत्र” सड़क मार्ग का वह हिस्सा है जहां पर निर्माण प्रगति कार्य किया जा रहा है या किया जाने वाला है और जिसमें कार्य स्थल, यातायात स्थान या अवरोधक स्थल सम्मिलित हैं;
 - (घ) “भारी यान” का से अभिप्रेत है वह भारी माल यान या भारी सवारी के मोटर यान हैं जैसा अधिनियम की धारा 2 के खंड (16) और (17) में क्रमशः परिभाषित किया गया है;
 - (ङ) “चौराहे” से अभिप्रेत है किसी सम पार, चौराहे या कांटे से, जिसमें ये सम पार, चौराहे या कांटे शामिल हैं;
 - (च) “लंबवत चिन्हांकन” से अभिप्रेत है सड़क के चिन्ह जिन्हें यातायात की यातायात के लिये सड़क पर प्रदान किया जाता है;
 - (छ) “प्रमुख जिला सड़क” से अभिप्रेत है एक जिले में राज्य सरकार द्वारा इस तरह के रूप में अधिसूचित महत्वपूर्ण सड़कें हैं,

द्वारा पंद्रह दिनों के भीतर दस्तावेज़ प्रस्तुत करने के निर्देश दिये गये थे, यदि प्राधिकरण द्वारा वह आवश्यक है।

39. पैदल यात्री पार पथ, फुटपाथ और साइकिल पगडंडी –

- (1) एक अनियंत्रित पैदल पार पथ से गुजरते समय, चालक यान धीमा कर देगा, रूक जाएगा और पैदल, असक्षम सड़क उपयोगकर्ताओं को ले जाने वाली गाड़ी, और व्हीलचेयर को रास्ता देना होगा।
- (2) यदि यातायात में गतिरोध उत्पन्न हो गया है, और यदि आगे बढ़ने की कोई संभावना नहीं है जिसके कारण पैदल पार पथ में अवरोध उत्पन्न हो सकता है तब चालक पैदल पार पथ पर आगे यान नहीं चलाएगा।
- (3) जब कोई भी सड़क फुटपाथ या साइकिल पगडंडी के साथ प्रदान की जाती है, कोई भी यान ऐसे फुटपाथ या पगडंडी पर नहीं चलाया जाएगा, सिवाय वर्दी में एक पुलिस अधिकारी के निर्देश पर या जहां यातायात संकेत में उस पर चलाने की अनुज्ञा प्रदर्शित की गई है।

40. सड़क के संकेत, चिह्न, यातायात नियंत्रण सिग्नल, अधिनियम और नियमों का ज्ञान और समझ—प्रत्येक चालक निम्नलिखित के साथ परिचित होगा और उसका पर्याप्त ज्ञान और समझ होगी, अर्थात् –

- (क) सड़क संकेतों, चिह्नों और यातायात नियंत्रण सिग्नलों;
- (ख) मोटर यान अधिनियम, 1988, की निम्नलिखित धाराओं के प्रावधानों के साथ, अर्थात्
 - (i) धारा 19: अयोग्यता या चालन अनुज्ञप्ति लाइसेंस रद्द करने के लिये आधार;
 - (ii) धारा 112: गति की सीमा;
 - (iii) धारा 113: वजन की सीमा और उपयोग की सीमाएं;
 - (iv) धारा 121: सिग्नल और सिग्नलों के उपकरण;
 - (v) धारा 122: खतरनाक स्थिति में यान छोड़ना
 - (vi) धारा 125: चालक को अवरोध
 - (vii) धारा 132: कुछ मामलों में रोकने के लिये एक चालक के कर्तव्य;
 - (viii) धारा 133: मोटर यान के मालिक के जानकारी देने के कर्तव्य;
 - (ix) धारा 134: दुर्घटना और किसी व्यक्ति को चोट लगने पर मोटर यान के चालक के कर्तव्य;
 - (x) धारा 185: एक मत्त व्यक्ति द्वारा या नापीली दवाओं के प्रभाव में ड्राइविंग करना;
 - (xi) धारा 186: जब मानसिक या शारीरिक रूप से यान चलाने में अयोग्य हैं;
 - (xii) धारा 187: दुर्घटना से संबंधित अपराधों के लिए दंड;
 - (xiii) धारा 194: स्वीकार्य भार से अधिक सीमा में भार लादकर यान चलाना;
 - (xiv) धारा 200: कतिपय अपराधों की संरचना; तथा
 - (xv) धारा 207: बिना रजिस्ट्रीकरण प्रमाणपत्र या परमिट के यानों को हिरासत में रखने की शक्ति;
- (ग) केन्द्रीय मोटर यान नियम, 1989 के उपाबंध
 - (i) नियम 21: अधिनियम जो अवरोध या जनता को खतरा उत्पन्न करता है उसके लिये एक व्यक्ति को चालन अनुज्ञप्ति रखने के लिये अयोग्य ठहराता है;
 - (ii) नियम 133: चालक की जिम्मेदारियां;
 - (iii) नियम 136: चालक दुर्घटना के बारे में पुलिस थाने में रिपोर्ट करेगा;
- (घ) अच्छे आदमियों की सुरक्षा के संबंध में भारत सरकार का सड़क परिवहन और राजमार्ग सं० 25035/101/2014-आरएस, तारीख 21 जनवरी, 2016 में प्रकाशित भारत का राजपत्र, असाधारण भाग-I, धारा 1 सरकार की अधिसूचना के उपाबंध।

[सं. आर टी-11028/13/2016-एमवीएल]
अभय दामले, संयुक्त सचिव

MINISTRY OF ROAD TRANSPORT AND HIGHWAYS

NOTIFICATION

New Delhi, the 23rd June, 2017

G.S.R.634(E).— In exercise of the powers conferred by section 118 of the Motor Vehicles Act, 1988 (59 of 1988), and in supersession of the Rules of the Road Regulations, 1989, except as respects things done or omitted to be done before such supersession, the Central Government hereby makes the following regulations for the driving of motor vehicles, namely:-

1. Short title, extent and commencement. – (1) These regulations may be called the Motor Vehicles (Driving) Regulations, 2017.

(2) They shall come into force on the date of its publication in the Official Gazette.

2. Definitions.– (1) In these regulations, unless the context otherwise requires,–

- (a) “Act” means the Motor Vehicles Act, 1988 (59 of 1988);
- (b) “carriageway” means the part or parts of a road normally used by vehicular traffic, whether separated from one another by a dividing strip or a difference of level or not;
- (c) “construction zone” means a section of the roadway where the construction activity is in progress or declared to be undertaken and which may comprise of work space, traffic space or buffer space;
- (d) “heavy vehicle” means a heavy goods vehicle or heavy passenger motor vehicle as defined in clauses (16) and (17), respectively, of section 2 of the Act;
- (e) “intersection” means any level crossroad, junction or fork, including the open areas formed by such crossroads, junctions or forks;
- (f) “longitudinal marking” means the road marking which is provided along the movement of traffic on carriageway;
- (g) “major district roads” means the important roads within a district of a State notified as such by the State Government;
- (h) “major road” means the highway, road or street designated as such by any highway authority or local authority within its jurisdiction;
- (i) “national highways” means the highways specified in the Schedule to the National Highways Act, 1956 or any other highway declared as national highway under sub-section (2) of section 2 of the said Act;
- (j) “parking” means the bringing of a vehicle to a stationary position and causing it to wait for any purpose other than that of immediately taking up or setting down persons, goods or luggage, and includes stopping for more than three minutes;
- (k) “rider” or “passenger” means a person travelling on a motor vehicle otherwise than as a driver of that vehicle, whether for hire or reward or otherwise;
- (l) “right of way” means the right of a vehicle or any other road user to proceed in a lawful manner in preference to another vehicle or any other road user approaching under such circumstances of direction, speed and proximity as to give rise to danger or collision unless one grants precedence to one over the other;
- (m) “road” includes bridges, tunnels, lay-bys, ferry facilities, interchanges, roundabouts, traffic islands, road dividers, all traffic lanes, acceleration lanes, deceleration lanes, median strips, overpasses, underpasses, approaches, entrance and exit ramps, toll plazas, and a road under construction, but does not include any private road;
- (n) “road marking” means the lines, patterns, words except road signs which are applied or attached to the carriageway or kerbs or to objects within or adjacent to the carriageway for controlling, warning, guiding and informing the road users;
- (o) “road user” includes a person driving or travelling on the road in a vehicle or otherwise and a pedestrian;
- (p) “silence zone” means an area or locality notified by the competent authority where the use of sound signal is prohibited;
- (q) “state highways” means the arterial roads of a State notified as such by the State Government;
- (r) “stopping” means halting a vehicle for a very short duration out of free will, either to allow

passengers to board or alight or for quick loading or unloading of goods;

(s) “traffic” includes vehicles of every description and other carriages and conveyances, pedestrians, processions, ridden or herded animals, and all other forms of road traffic using any road or highway for the purpose of travel;

(t) “traffic island” means a physical provision and road markings marked on a carriageway, at or near an intersection to regulate the vehicular traffic;

(u) “traversed marking” means the road marking which is provided across the carriageway.

(1) Any words or expressions used in these regulations, but not defined, shall have the same meaning as assigned to them in the Act.

3. Duty towards other road users and the general public.- No vehicle shall be driven, stopped or parked on a road or in a public place in such a manner as is likely to endanger the safety of, or cause inconvenience to, other road users.

4. Use of roads by vehicles. – (1) Every vehicle or combination of vehicles, while moving on a road, shall have a driver.

(2) A motor vehicle shall be driven on the carriageway:

Provided that on dual carriageways, the vehicle shall be driven on the left carriageway unless otherwise directed by the police officer in uniform for the time being on the duty or by appropriate road signs.

(3) Unless road signs or markings indicate otherwise, the driver shall keep the vehicle as far as possible to the left of the carriageway, and shall allow all traffic, which is proceeding in the opposite direction, to pass on his right side.

(4) The driver shall keep the vehicle to the left while being overtaken and when approaching a bend or a hill and when his view ahead is restricted.

(5) A heavy vehicle or speed restricted vehicle shall be driven in the left lane on a carriageway with several lanes in one direction, except when overtaking an obstruction or a slower moving vehicle:

Provided that the driver shall return to the left lane as soon as he is safely past the obstruction or the slower moving vehicle, as the case may be.

(6) A vehicle shall not be driven on a road declared “One Way”, except in the direction specified by the signage.

(7) No driver shall pull, push or drive a vehicle against the flow of traffic, except when specifically directed to do so either through a traffic sign erected by an appropriate authority or by a police officer in uniform for the time being on duty.

(8) The driver shall keep at a safe distance from a reversing vehicle and not move toward it before the reversing vehicle has completed its backward motion.

5. Duties of drivers and riders.- (1) Every driver shall at all times drive the vehicle with due care and caution.

(2) The driver shall ensure that at the time of driving a vehicle, he is in full control of his physical and mental abilities and physically and mentally fully fit to drive a vehicle.

(3) The driver shall at all times maintain a good lookout and concentrate on the road and the traffic and avoid any activity which distracts, or is likely to distract, his attention.

(4) The driver and the riders shall take special care and precautions to ensure the safety of the most vulnerable road users such as pedestrians, cyclists, children, the elderly and the differently abled persons.

(5) The driver shall ensure that his vehicle, while moving or when stationary, does not cause any hindrance or undue inconvenience to other road users or to the occupants of any properties.

(6) The driver shall ensure that his view is not obstructed and his hearing is not impaired by passengers, animals, the load, equipment in the vehicle or by the condition of the vehicle.

(7) The driver shall ensure that he and the other occupants of the vehicle wears seat belts, if provided in the vehicle.

(8) The driver shall ensure that a child up to twelve years of age is seated in an appropriate child restraint system, wherever provided.

(9) Wherever provided by or under the law, the rider of a motor cycle, with or without a side car, and the pillion-rider and occupant of the side car shall wear protective head gear (helmet) or such other safety device as specified under any law for the time being in force.

(10) The driver shall ensure that loud music is not played in the vehicle.

(11) The driver shall not watch digital motion pictures or videos while driving, except

where required for route navigation:

Provided that the driver shall use a device for route navigation in such a manner as not to distract his attention from driving.

(12) The driver shall strictly comply with the laws for the time being in force relating to prohibition on consumption of alcohol and drugs and smoking, and also ensure compliance thereto by the other crew, riders and passengers, if any.

(13) The driver shall take care of himself and the passengers of the vehicle, when getting into or out of a vehicle so as to ensure his own safety and the safety of the other staff, the passengers and other road users.

(14) The driver shall not, in any public place, drive a vehicle which, to his knowledge, has a defect, or which he could have discovered by exercising ordinary care, and on account of which defect the driving of the vehicle is likely to cause undue danger to the safety of the occupants of the vehicles or other road users.

(15) If a technical defect is discovered in a vehicle while it is being driven, the driver shall take the vehicle off the road in the quickest possible manner:

Provided that powered two wheelers may be pushed to safety in a situation of discovery of a technical defect during driving.

(16) While riding or driving a motor cycle or a three wheeler, the driver or the rider shall not hold on to or push any other vehicle.

(17) The driver of a motor cycle or a three wheeler shall at all times hold the handle bar with both hands except when signalling the manoeuvre as specified in regulation 9.

(18) The driver may take his feet off the pedals or foot rests only if the road conditions so require or safely permit.

6. Lane traffic.- (1) Where any road is marked by lanes for movement of traffic, the driver shall drive within the lane, and change lanes only after giving a proper signal or road marking or signage.

(2) Where any lane is marked specially for a class of vehicles, a vehicle of that class shall drive in that lane only.

(3) Where a lane has been marked for a specified class of vehicles or for a special purpose, no other vehicle of any other class shall be driven in that lane.

(4) Where a road is divided by a longitudinal yellow or white solid line, the driver, proceeding in the same direction and trying to overtake another vehicle ahead, shall not cross the said yellow or white solid line.

(5) While approaching inter-sections, where turning lanes are marked with a single solid line, the driver shall ensure that the vehicle remains in the lane meant for the direction of manoeuvre.

(6) The driver shall not drive on or over a single or double longitudinal solid line, or on a painted traffic island except in case of obstructions on the road.

(7) On a road having a single broken line along with a solid line, the driver of the vehicle driving on the left of broken line may cross the broken line in order to overtake, but shall return to his lane after completing the manoeuvre, observing the safety precautions specified in regulation 12.

7. Right of way.- (1) Where a “STOP” sign is displayed on a road, the driver facing the sign shall-

(a) stop before crossing the transverse “STOP” line preceding the “STOP” sign;

(b) in case a “STOP” line is not marked, or is marked but is not visible, stop immediately before “STOP” sign;

(c) give way to traffic on the major road; and

(d) enter the major road only when the way ahead is clear.

(2) Where a “Give Way” sign is displayed on the road, supplemented by a single or double broken transverse “Give Way” road marking, the driver shall slowdown, give way to traffic on the road he is approaching, and proceed cautiously.

(3) If there is no pedestrian crossing marked before the “Give Way” sign or “STOP” sign, the driver shall give way to the pedestrians.

(4) the vehicle emerging onto a road from a property bordering thereon shall give way to the motor vehicles and other traffic already running on that road.

8. Left, right and ‘U’turns.- The driver shall plan well in advance of a turn, move to the appropriate lane of the road and give signal for the intended turn in the following manner, namely:-

(1) Taking a left turn,-

- (a) a driver who wishes to turn left shall clearly and in good time indicate his intention to turn left either by using direction indicator or giving appropriate hand signal;
- (b) before turning left, the driver shall, in reasonable time, move to the left most lane or use a slip lane, where provided;
- (c) while driving on a multi-lane road, where direction arrows pointing to the left are marked on the road, the driver shall use that lane while taking a left turn;
- (d) before moving into the left lane, the driver shall keep in view the traffic to his left and behind him, and change the lane only after giving a left-turn signal;
- (e) before turning left, the driver shall give way to cyclists and other slow-moving traffic;
- (f) at uncontrolled pedestrian crossings, the driver shall give way to the pedestrians before turning left;
- (g) a vehicle, which is unable to negotiate a left turn due to large turning radius required for the vehicle from the extreme left lane, may use the next lane with the driver keeping a watch on the traffic on the left of the vehicle in the rear view mirror and exercising extreme caution while negotiating the turn.

(2) Taking a right turn,-

- (a) the driver who wishes to turn right shall clearly and in good time indicate his intention to turn right by using either the direction indicator or by giving a hand signal;
- (b) before turning right, the driver shall in good time move to the right most lane;
- (c) while driving on a multi-lane road, where direction arrows pointing to the right are marked on the road, the driver shall remain in that lane while taking right turn;
- (d) before moving into the right lane, the driver shall keep in mind the traffic on his right and behind him, and change the lane only after giving a right-turn signal;
- (e) at uncontrolled pedestrian crossings, the driver shall give way to pedestrians.

(3) Taking a 'U' turn.-

- (a) a vehicle shall not make a 'U' turn -
 - (i) where such 'U' turn is prohibited by a road sign or a traffic signal;
 - (ii) on a busy road with continuous flow of traffic;
 - (iii) on a major road, highway or expressway; and
 - (iv) across a continuous single or a double solid line;
- (b) the driver shall not take a 'U' turn if there are any blind spots around the vehicle and shall start taking a 'U' turn only if it is safe to take a 'U' turn, after closely observing the traffic in the opposite direction and observing the traffic on the sides and behind the vehicle in the side view mirrors and rear view mirror;
- (c) the driver shall negotiate the right turn only after giving way to the other road users who have the right of way, including pedestrians and cyclists;
- (d) the driver shall ensure that he has a clear view of approaching traffic and shall not cause undue inconvenience to the other road users and also ensure safety of other road users;
- (e) a large vehicle may take the 'U' turn from the left lane only where permitted.

9. Precautions to be taken at intersections.- (1) The vehicle shall invariably slow down when approaching a road intersection, a road junction, a pedestrian crossing or a road corner, and shall not enter any such intersection, junction or

crossing if it is likely to endanger the safety of other road users moving onto, or already on, such intersection, road junction, pedestrian crossing or road corner.

(2) At intersections and junctions, vehicles approaching from the right side shall have the right of way:

Provided that this sub-regulation shall not apply,-

- (a) when the junction or intersection is being regulated by manual signals by an authorised person, traffic lights or mandatory traffic signs; or
- (b) when the vehicle is exiting a minor road and entering a major road.

(3) A motor vehicle shall not enter an intersection if the traffic on the intersection has come to a standstill even if it is on the main road or has a signal to proceed.

10. Precautions to be taken at roundabouts.- (1) While entering a roundabout, traffic already in the roundabout shall have the right of way.

(2) A motor vehicle approaching a roundabout shall choose the lane relevant to the direction of its further movement.

(3) The driver shall use indicators when changing lanes within the roundabout.

(4) While exiting the roundabout, the driver shall follow the procedure specified in sub-regulation (2) of regulation

(6) for taking a left turn.

11. Indication of signals.- (1) The driver shall clearly indicate his intention to change course, turn left or right and before making any manoeuvre, using mechanical or electrical devices fitted in the vehicle or by hand signals.

(2) In case a mechanical or electrical device is not fitted in the vehicle for giving signals or, the said device is provided but not functioning, the driver shall give manual signals as specified below-

- (i) to stop, a driver shall raise his right forearm vertically outside of, and to the right of, the vehicle, palm to the right;
- (ii) to turn to the right or to drive to the right-hand side of the road in order to pass another vehicle or for any other reason, the driver shall extend his right arm in a horizontal position outside of, and to the right of, his vehicle with the palm of the hand turned to the front;
- (iii) to turn to the left or to drive to the left-hand side of the road, the driver shall extend his right arm and rotate it in an anti-clockwise direction;
- (iv) to indicate to the driver of a vehicle behind him that the latter may overtake, the driver shall extend his right arm and hand horizontally outside of, and to the right of, the vehicle and shall swing the arm backward and forward in a semi-circular motion.

12. Traffic control signals.- While approaching a traffic control signal, the vehicle shall slow down and follow the directions given by the traffic control signals in the following manner, namely:-

(1) **Red traffic light, -**

- (a) a motor vehicle facing the red light of a traffic control signal at an intersection or at a place other than an intersection, shall stop the vehicle before the stop line preceding the pedestrian crossing;
- (b) if the stop line is not marked or, if marked is not visible, the vehicle shall stop before the pedestrian crossing;
- (c) if there is no marked pedestrian crossing, the vehicle shall stop before the primary traffic signal;
- (d) the vehicle shall move with caution after the green traffic signal turns on;
- (e) when, at an intersection or at a place other than an intersection, rapid intermittent flashes of red light are displayed by a traffic control signal, the vehicle facing the signal shall,-
 - (i) stop before the stop line preceding the pedestrian crossing;
 - (ii) stop before the pedestrian crossing if the stop line is not marked or, if marked is not visible;
 - (iii) stop before the primary traffic signal at the intersection if there is no marked pedestrian crossing;

- (iv) drive past the signal or across the pedestrian crossing after giving the right of way to the pedestrians and the vehicles running at the major road;
- (f) notwithstanding anything contained in clauses (a) to (d), a motor vehicle may take a left turn and proceed further after giving way to the traffic approaching the intersection from its right side and to the pedestrians and cyclists crossing the intersection on its left side unless a traffic control device or a road sign prohibits a left turn when the red light is on.

(2) **Green traffic light, -**

- (a) when, at an intersection or at a place other than an intersection, a green light is on at a traffic control signal, a motor vehicle facing the green light shall,-
 - (i) drive the vehicle into the intersection or pedestrian crossing only if the way ahead is clear;
 - (ii) move only in the direction indicated by the green directional arrow in case a green directional arrow signal is also displayed by a traffic control signal;
 - (iii) give way to any pedestrian, who is within the intersection or at an adjacent pedestrian crossing, and to any other vehicle which is within the intersection at the time when the green light turns on;
- (b) when, at an intersection, rapid intermittent flashes of green arrow signal are displayed by a traffic control signal, a motor vehicle facing the flashes of the green arrow signal shall turn only in the direction of the arrow after giving the right of way to pedestrians, cyclists and the vehicles merging in the path which the driver is approaching.

(3) **Amber traffic light, -**

- (a) when, at an intersection or at a place other than an intersection, an amber light is on at a traffic control signal, the vehicle facing the amber light shall stop before the stop line preceding the pedestrian crossing;
- (b) if a stop line is not marked or, if marked is not visible, the vehicle shall stop before the pedestrian crossing:

Provided that if there is no marked pedestrian crossing, the vehicle shall stop before the primary traffic light signal unless it has either crossed the stop line or is so close to the stop line that abrupt stopping may result in a collision with the following vehicle;

- (c) a motor vehicle facing rapid intermittent flashes of amber light from a traffic control signal at an intersection or at a place other than an intersection shall slow down and may drive into the intersection or pedestrian crossing with caution after giving way to the pedestrians and vehicles which are already within the intersection.

13. Manual traffic control. – (1) Where a police officer in uniform or any other authorised person is regulating the traffic at an intersection or at a place other than an intersection, the driver shall slow down the vehicle and follow the directions of the said officer or person.

- (2) When a “STOP” signal is shown by the police officer in uniform or any other authorised person, the driver shall stop the vehicle before the stop line preceding the pedestrian crossing.
- (3) In case the stop line is not marked or, if marked is not visible, the driver shall stop the vehicle before the pedestrian crossing.
- (4) In case there is no marked pedestrian crossing, the driver shall stop the vehicle before the approaching road at the junction.
- (5) When a vehicle has stopped in compliance to a “STOP” signal given by the police officer in uniform or any other authorized person, it shall not move further until a signal to proceed is given by the said officer or person.

14. Overtaking.– (1) A motor vehicle shall not overtake any other road user unless it is safe and not in violation of the provisions of the Act or the rules made thereunder or any other law for the time being in force.

(2) A vehicle shall be overtaken only from the right side:

Provided that a vehicle may be overtaken from the left, if-

- (a) the vehicle which is to overtake and the vehicle which is to be overtaken are both driving on a multi-lane road and the vehicle ahead can be safely overtaken in a marked lane to the left of the vehicle being overtaken;
- (b) the vehicle to be overtaken is either turning right or making a 'U' turn from the centre of the road and is giving a signal to turn and it would be safe to overtake it from the left; or
- (c) the vehicle to be overtaken is stationary and it is safe to pass it from the left.

(3) No vehicle shall be overtaken if such overtaking is likely to impede the oncoming traffic.

(4) While overtaking, the vehicle shall be driven at a speed higher than that of the vehicle to be overtaken, but the speed shall not exceed maximum speed limit specified by or under the Act or the rules made thereunder.

(5) No vehicle shall overtake-

- (a) if the traffic situation is not clear;
- (b) if prohibited by any mandatory traffic signs;
- (c) by crossing the continuous single or double solid longitudinal lane marking dividing the road;
- (d) on a bend or corner or at any obstruction of any kind resulting in the road ahead not being clearly visible;
- (e) at junctions, intersections and pedestrian crossings;
- (f) at a transit location where the road narrows or where lanes on the carriage way are reduced in width;
- (g) on a narrow culvert; or
- (h) on a road where 'School Zone' or 'Hospital Zone' or 'Construction Zone' is indicated by road signs.

(6) The driver shall use the direction indicators to show his intention to overtake and, after manoeuvring the overtaking, return to the left side of the road as quickly as possible.

(7) No driver shall give a right turn indicator to signal permission to the following vehicle to overtake him.

(8) Outside built up areas, the driver shall signal his intention to overtake the vehicle ahead of him by blowing the horn for a very short duration or by headlight flasher signal and may overtake the vehicle after getting a signal for overtaking from the driver in front or if the way ahead is clear.

(9) If a vehicle is overtaking another vehicle, the driver of the vehicle being overtaken shall not increase its speed or impede the overtaking vehicle's safe return to the left lane.

15. Merging in traffic.- (1) A motor vehicle entering a national highway or a state highway or a major district road shall give way to traffic on the highway or the major district road, as the case may be.

(2) At an intersection of two roads of same category, the driver of the motor vehicle on the right shall have the right of way.

(3) Wherever applicable, the driver shall use the acceleration for merging lane to build up speed of the vehicle before merging it in the traffic on the highway or on the major district road.

(4) Before and while merging in the traffic, the driver shall keep a close watch on the traffic through rear view mirror and side-view mirrors and signal his intention to merge.

(5) The driver shall not attempt to overtake a vehicle or vehicles ahead of him unless he has stayed long enough in the left-hand lane or the lane in which he had been driving.

16. Speed.- (1) A driver shall drive only at a speed which allows him control of the vehicle at all times, taking into account the driving conditions, including to the condition of the vehicle and its load, the road, other traffic, visibility and weather.

(2) The vehicle shall, during fog, rainfall, snowfall, storm or desert winds, be driven at a lower speed to enable the driver to stop the vehicle within the range of forward vision.

(3) A motor vehicle shall not be driven-

- i. at a speed exceeding or less than the maximum or minimum speed limit specified on the signages; and
- ii. at a speed exceeding the maximum speed limit notified by the competent authority or authorities for that class of vehicles and for the class of roads on which it is for the time being driven.

(4) No driver shall, without good and sufficient reason, drive so slowly as to impede the normal traffic flow.

(5) No driver shall drive at a speed exceeding twenty-five kilometre per hour or such lower speed as may be specified on the road signage while passing by a construction site or a school or a hospital, wherever indicated by signage, or on roads without footpaths and soft shoulders where pedestrians use a part of the carriageway to walk.

17. Keeping safe distance.- (1) A driver driving behind another vehicle shall keep sufficient distance, commensurate with the traffic conditions, from the vehicle ahead, so as to be able to stop (pull up) safely if the vehicle ahead suddenly slows down or stops.

(2) When being followed by another vehicle, not suddenly brake without a compelling reason.

(3) The driver shall during rainfall, snow or storm or ice on the road due to severe weather conditions and during other adverse weather conditions, further increase the distance from the vehicle ahead.

18. Restrictions on driving backwards (in reverse direction).- (1) No driver of a motor vehicle shall drive the vehicle backwards (in the reverse direction) on a road or in a parking or any other public place:

Provided that the driver shall while driving backwards ensure that the backward movement of the vehicle does not in any manner endanger the safety of, or cause undue inconvenience to, the other road users and that such reverse movement is for a distance and duration that may be reasonably necessary to turn around the vehicle.

(2) No motor vehicle shall be driven on to a public road in the reverse direction.

(3) No motor vehicle shall be driven backwards into a road designated as "ONE WAY".

19. Level crossings.- (1) Rail-borne vehicles shall have over-riding priority at all unmanned level crossings.

- (2) A driver shall slow down when approaching a railway crossing and shall-
- i. not park the vehicle within the barriers of a railway crossing;
 - ii. not overtake within the barriers of a railway crossing; and
 - iii. keep to the left of the roadway.

(3) At a guarded railway crossing, no motor vehicle shall enter the crossing after the gates or barriers have been closed or have started to close or when the vehicular traffic is facing red light signal.

(4) At an unguarded railway crossing,-

(a) a motor vehicle shall enter the crossing only after ensuring that no rolling stock is in sight; and,

(b) the driver of a bus, including a school bus, a goods vehicle, a tractor trolley carrying farm labour or goods and a vehicle carrying hazardous, flammable or dangerous materials, shall stop at the approach of the railway crossing and the driver of the vehicle shall cause the attendant or any other person in the vehicle to walk up to the level crossing to ensure that no rolling stock is approaching from either side, and the attendant or such other person shall guide the driver across such level crossing:

Provided that where no such attendant or other person is available in the vehicle, the driver of the vehicle shall safely stop the vehicle on the roadside, a light from the vehicle and walk up to the crossing to see and ensure that no rolling stock is approaching from either side before starting to cross the level crossing.

20. Entering a tunnel.- (1) The driver shall switch on the dipped lights before entering a tunnel.

(2) No driver shall overtake, make a U-Turn or drive backwards inside a tunnel.

(3) No driver shall stop or park the vehicle within a tunnel unless absolutely unavoidable and, in such situation, switch on the hazard warning lights of the vehicle and also place reflective traffic warning triangles as specified in clause (c) of sub-rule (4) of rule 138 of the Central Motor Vehicles Rules, 1989, at a distance of twenty meters each from the vehicle in the front of, and behind, the vehicle.

21. Vehicles going uphill to be given precedence.- (1) On mountain roads and steep roads, where the road is not sufficiently wide to allow the motor vehicles to cross each other freely, the driver travelling downhill shall-

- i. stop the vehicle on the left side of the road; and
- ii. allow the vehicle proceeding uphill to pass first.

22. Stopping and parking.- (1) A vehicle shall not be stopped-

- i. at a place where the road is narrow or the view is obstructed;
- ii. near or on a sharp bend;
- iii. in an acceleration or a deceleration lane;
- iv. on, or five meters before, a pedestrian crossing;
- v. on a level crossing;
- vi. five meters or less before a traffic light signal or “Give Way” sign or “STOP” sign or if a stationary vehicle is likely to obstruct these signs from the view of other road users;
- vii. at designated bus stands if the vehicle is other than a bus;
- viii. on a yellow box marked on road; and
- ix. where prohibited by a mandatory “No Stopping” sign.

(2) A vehicle shall not be parked-

- (a) at a place where stopping a vehicle is prohibited under sub-regulation (1);
- (b) on a main road or at a stretch of a road where the notified maximum speed limit is fifty kilometres per hour or more;
- (c) on a footpath, cycle track and pedestrian crossing;
- (d) before or after an intersection or a junction up to a distance of fifty meters from the edge of the intersection or junction;
- (e) where it would block access to designated parking spaces;
- (f) near a bus stop, at the entrance to an educational institution or a hospital or if it is likely to block a traffic sign or a fire hydrant;
- (g) in a tunnel;
- (h) in a bus lane;
- (i) in front of the entrance or exit of a property;
- (j) where there is a continuous yellow line installed or painted on the carriageway on the kerb side;
- (k) away from the edge of the footpath;
- (l) opposite another parked vehicle;
- (m) if it is likely to obstruct any other vehicle or cause inconvenience to any person;
- (n) alongside another parked vehicle;
- (o) beyond the specified duration at a place where parking is permitted for a specified duration only;
- (p) in a place where parking is permitted for a specified category or categories of vehicles and the vehicle does not belong to the specified category;
- (q) by a driver who is not differently abled in a parking space reserved for vehicles driven by differently abled drivers;
- (r) in a manner other than that specified in the parking bays in a designated parking lot or in such a manner as to occupy excessive space; and
- (s) where parking is prohibited by a “No Parking” sign.

23. Use of horns and silence zones.- (1) Unnecessary use of horn is prohibited.

- (2) As far as may be, the horn shall be sounded only when the driver apprehends danger to himself or to any other road user.
- (3) The driver shall sound the horn when directed by the mandatory sign.
- (4) The driver shall not-
 - (a) sound the horn continuously or repeatedly or for a duration longer than necessary or in a residential areas or in a silence zone indicated by a mandatory sign;
 - (b) make use of a cut-out by which exhaust gases are released other than through the silencer;

- (c) fit or use an air horn or a multi-toned horn giving a harsh, shrill, loud or alarming noise except as provided in sub-rule (3) of rule 119 of the Central Motor Vehicles Rules, 1989; and
- (d) drive a vehicle which creates undue noise or causes an alarming sound when in motion.

24. Mandatory orders.- (1) A police officer in uniform or an authorised officer of the State Government, may stop a motor vehicle by giving a signal by means of technical device on the vehicle or a signalling disc or a red light for verifying the certificate of fitness of the vehicle or for collecting required information in respect of the vehicle or the driver or other occupants the vehicle, and the vehicle owner or driver shall comply with the instructions given by such officer.

(2) Every driver shall obey the directions given by mandatory signages, road markings and signalling devices operated by an authority competent to do so or by a police officer in uniform or by an authorised person for the time being on duty.

(3) Notwithstanding any other rule for the time being in force or any order, road sign, marking or traffic light signal, and without prejudice to the duty of the driver to exercise due care and caution, the driver shall obey the signals or instructions of a police officer on duty in uniform in regard to movement of the vehicle.

(4) The driver shall obey the verbal directions or signals of a police officer for the time being on duty with regard to movement of the vehicle, including the directions to stop or reverse the vehicle or to slow down or to turn back or to move in the specified direction or to keep in such line of traffic as may be specified by the said police officer.

25. Passing along formations.- (1) While passing along formations such as funeral and other procession or a body of troops or police contingent on the march, or pack or saddle of animals or cattle, the driver shall reduce the speed of the vehicle, and pass by the formation slowly and cautiously, leaving adequate space between the formation and the vehicle.

(2) If the formation as described in sub-regulation (1) is crossing, or is about to cross, the road in front of the vehicle, the driver shall stop the vehicle and allow the formation to cross the road and not drive through the formation.

26. Bar on traffic impairment.- Unless validly permitted by the competent authority under the Act or the rules made thereunder, no driver shall -

- i. offer goods or services of any kind on the road; or
- ii. display any advertisement on the vehicle.

27. Vehicles designated for emergency duties.- (1) The driver of a vehicle designated by the State Government for emergency services under sub-rule (4) of rule 108 of the Central Motor Vehicles Rules, 1989 including a vehicle used as ambulance or for fire-fighting or for salvage purposes or a police vehicle, shall operate the multi-toned horn (siren) and the multi-coloured light with flasher only when the vehicle is responding to an emergency call or an alarm.

(2) An emergency vehicle, while its multi-toned horn and the flasher is on, shall have the right of way over all the other vehicles.

(3) In a case of utmost emergency like saving a human life, warding off serious damage to health of a person, prevent commission of a crime or damage to essential services or fight a fire, the driver of the emergency vehicle with the multi-toned horn and the multi-coloured flasher operating may, with utmost care, responsibility and caution-

- i. cross a red traffic light;
- ii. exceed the specified speed limit;
- iii. drive on a highway hard shoulder; and
- iv. drive in either direction on a "NO ENTRY" or a "One Way" street.

(4) The priority within the emergency vehicles as referred in sub-regulation (1) shall be as follows-

- v. first, a fire service vehicle;
- vi. second, an ambulance;
- vii. third, a police service vehicle; and

- viii. fourth, any other vehicle designated by the State Government as an emergency management vehicle such as for maintenance of essential public services like water and power supply or public transport.

(5) When an emergency vehicle, with its multi-toned horn and light flasher on, is overtaking, approaching or entering the path of any other vehicle, the person driving or riding such other vehicle shall, unless otherwise directed by a police officer-

(a) yield the right of way to the emergency vehicle, by driving to the left as close as practicable to the kerb or edge of the roadway in the shortest possible time;

(b) stop, if required, and remain stationary in that position until the emergency vehicle has passed.

(6) The driver shall, unless otherwise directed by the crew of the emergency vehicle, maintain a distance of at least fifty meters from the emergency vehicle on which multi-toned horn flasher lights or both are operating.

(7) A road maintenance or public utility maintenance vehicle may be parked on the roadway, if necessary, after switching on the hazard warning lights and placing a warning device with necessary information at least fifty meters behind the parked vehicle, and take all other precautions to ensure safety of other road users.

28. Vehicle breakdown.- In case a vehicle with more than two wheels has broken down at a place where it can be recognised in time as a stationary obstacle,-

- i. the hazard warning lights of the vehicle shall be switched on immediately;
- ii. on highways and major roads with fast speed, reflective traffic warning triangles shall be placed at a distance of fifty meters behind the broken-down vehicle; and
- iii. if there is a bend on the road where the vehicle is parked, reflective traffic warning triangles shall be placed before the bend.

29. Action in case of vehicular accident.- (1) The driver shall maintain absolute cool in case of an accident and do nothing that may harm the other driver or vehicle involved in the accident or any other person.

(2) **Minor accidents, -**

- i. the driver or drivers, as the case may be, involved in the accident shall alight from the vehicle and take pictures of the vehicles, the occupants of the vehicles, any pedestrian or any other person or vehicle, whether motor vehicle or otherwise, and the accident scene, if possible;
- ii. the drivers shall pull the vehicles out of the road immediately so that the vehicles are clear of on coming traffic;
- iii. the driver or drivers shall place reflective traffic warning triangles near or around the vehicles to alert other drivers, and turn on hazard warning lights;
- iv. the driver or the riders shall immediately call the police or ambulance or nearest hospital if anyone has been hurt;
- v. The driver shall not leave the scene of an accident, even if it was a minor accident, until everything has been resolved to everyone's satisfaction.

(3) **Major accidents,-**

- (a) every person involved in the accident shall check himself and other occupants of the vehicle or vehicles involved in the accident to see if anyone has been injured;
- (b) if someone has been hurt, medical assistance and police shall be called immediately;
- (c) once the condition of the driver and the passengers or riders has stabilised, the persons involved in the accident shall try to take pictures of the persons and vehicles involved in the accident, including the registration plates of the vehicles and the accident scene;
- (d) the driver or drivers involved in the accident shall move the vehicles vehicle off to the side of the road, if possible, at the earliest;
- (e) if it is not possible to move the vehicle or vehicles, the driver or drivers involved in the accident shall remain in the area of the incident until the police arrives unless the same is not possible due to injuries sustained in the accident;